

A Stronger Future for Fife

*Single Outcome Agreement between
Fife Partnership and Scottish Government*

2008-2011



Fifepartnership strengthening Fife's future

Purpose of the Agreement

Fife's SOA identifies priorities and areas for improvement that will deliver better outcomes for the people of Fife. The SOA brings together the priorities of the Fife Community Plan and the contributions to the delivery of the outcomes by each of the Community Planning Partners. The Fife Partnership has agreed that this first SOA will be submitted on behalf of the whole partnership.

Scope of the Agreement

The agreement covers all the priorities of the Community Plan including local authority services, NHS Fife, Fife Constabulary, CVS Fife representing the Third Sector, Fife's Further Education Colleges and Scottish Enterprise.

The Fife Partnership developed its first Community Plan in 2000. Since then we have undertaken two revisions. The first revision in 2004, followed an extensive review and scenario planning process. The process included extensive research, identification of key influences and focus group and expert interviews involving over 200 individuals to draw out the implications of the research. The scenarios were then tested at a conference, the Community Planning Gathering.

For the 2007 revision we took stock of our achievements to date and made a few changes to the plan. We focused on the work of Fife's five strategic partnerships. Since 2004 the partnerships have undertaken extensive consultation and revised their strategies to help deliver the community plan outcomes and to respond to changing national priorities. The 2007 edition brings all these changes together and highlights the key delivery role of partners and partnerships.

We also repeated our 'scenario planning' process to track some of the key trends in Fife. This enabled community planning partners to identify and agree upon four key challenges that will have to be addressed if we are to ensure that Fife has a successful and sustainable future.

These challenges are:

- Educational Achievement for All
- Tackling Worklessness
- Conserving Energy and Resources
- Keeping Fife Connected

Governance

Through the Fife Community Plan, the Fife Partnership has identified

- the outcomes we are seeking to achieve;
- the milestones that will tell us how we're doing;
- the partnerships and organisations that will be responsible for delivering these outcomes; and
- the plans and strategies we have in place to deliver the outcomes.

Community plan outcomes have been grouped under the following outcome themes:

- Building a stronger, more flexible and diverse economy
- Improving health and wellbeing in Fife
- Creating a well educated and skilled Fife
- Sustaining and improving our environment
- Making Fife's communities safer

These outcome themes are closely aligned with the five strategic objectives of the Scottish Government:

- Wealthier and Fairer
- Healthier
- Smarter
- Greener
- Safer and stronger

All the initiatives that we take forward to deliver our outcomes will achieve best value – they will be high quality and cost effective and help to meet the needs of individuals and communities in Fife.

Each Partner is identifying the contribution it makes to the delivery of the Community Plan through their Corporate Plans and Performance Reporting.

The outcomes and milestones from the Community Plan and partners organisational results and indicators have been allocated to the most appropriate national outcome.

Community Planning outcomes and milestones are illustrated by:



Fife Council Plan results and indicators are illustrated by:



Other organisations performance indicators are named and those indicators related to the Fairer Scotland Fund have been labelled FSF under the column Local ref.

Cross referencing has been provided to demonstrate the links between the national outcomes.



Ongoing Development of the SOA

Over the course of this year, the Fife Partnership will seek to refine the outcomes delivered through this SOA. We are undertaking a review of Partnership Structures to improve accountability and coordination for the delivery of our priorities.




In conjunction with Partners and Partnerships we will seek to refine and improve the outcomes within this Agreement.

We shall undertake a major review the community plan in 2010 in close consultation with Fife's communities and other stakeholders.




National Outcome	Local Context
<p>(1) We live in a Scotland that is the most attractive place for doing business in Europe</p>	<p>To attract and retain business investment and talent, Fife must offer the business opportunities, jobs and quality of life that makes it a location of first choice to live, learn, work and invest. Fife must ensure that it has in place the necessary business, transport and communications infrastructure for attracting investment, improving business competitiveness and growing businesses.</p> <p><i>Fife is more dependent on manufacturing-intensive occupations for employment than Scotland as a whole</i> but is seeing a shift to a more modern service economy. Specialist manufacturing in defence, marine engineering and electronics remain important. But the legacy of vacant industrial property is giving way to modern offices, financial services and call centres. Overall, labour productivity has been below the Scottish average since 1996, except in the services sector, which has seen significant gains. Lower productivity is coupled with lower workplace earnings - £389 gross average weekly earnings compared to £412 for Scotland in 2006.</p> <p>In 2006 Business birth rate was 2.6 compared with 3.5 in Scotland as a whole, (VAT registrations per 1,000 working age population). However, new business start-ups have grown from 5.5% of all starts in Scotland in 2002 to 5.7% in 2006. Economic performance varies with higher concentrations of people without work, lower levels of business formation and continuing manufacturing job losses in Central Fife in particular as the economy undergoes structural change.</p> <p>Although considerable uncertainty must attach to longer term projections, the local economy could expand to reflect the relatively strong population growth projected by GROS: an increase from 2006 by 12.6% (0.5% per annum) to 404,292 by 2031, largely driven by increased migration and birth rate, and longer life expectancy. However, migration estimates are very volatile and difficult to predict with any certainty. Consequently, the Finalised Fife Structure Plan is cautious - using an assumption that the population will grow by 5% to 375,000 persons in 2026. This cautious approach will be reviewed to ensure this assumption remains valid. The Structure Plan allows for over 30,000 new houses over the next 20 years, and a seven year supply of employment land in key settlements.</p> <p>'Growing Fife's Future' is the key Economic Development Strategy supported by the Structure Plan and Local Transport Strategy. These aim to deliver Community Plan outcomes of a <i>dynamic business base</i> and <i>success in key sectors</i> including construction, manufacturing, service and in particular the knowledge economy. An Employment Land Strategy will ensure the right competitive sites in the right location to attract future investment.</p> <p>Fife Partnership sees <i>Keeping Fife Connected</i> as one of four necessary conditions for leveraging success across all the Community Plan Goals. Both Fife and the wider Scottish economy stand to benefit from close integration. Investment in a multi-modal crossing and other cross-Forth capacity, are critical to business growth and competitiveness as are connections to Dundee, the north, west and central Scotland, and other road/rail essential infrastructure improvements around Rosyth, the Redhouse A92 junction for Kirkcaldy and the Levenmouth Rail Link.</p>

National Outcome	Local Outcome	Relevant Indicators	Local ref	Frequency/Type/Source	SOA Baseline	Target
(1) We live in a Scotland that is the most attractive place for doing business in Europe	 E5 Investment for growth	Number of jobs created through Fife Council supported Inward Investment	CPI 64	Annual, Fife Council, Development Services	966 (2006/07)	500 (2010/11)
		New Forth crossing legally committed				2011
	 3. Improving Local Conditions for Economic Development	Percentage of roads network that should be considered for maintenance treatment (SPI)	CPI 59	Annual, Fife Council, Transportation	35.1% (2007/08)	30.33% (2010/11)
		% of settlements in Fife (pop 5000 or more) which have an immediately available 7 year supply of employment land	CPI 65	Annual, Fife Council, Development Services	30% (2006/07)	45% (2010/11)
	See also	National Outcome 12 – Planning applications National Outcome 13 – Tourism expenditure, number of visitor days				
	Required Actions/commitment by local partners for these outcomes	Continue to develop the Fife Energy Park. Maximise economic opportunities in St Andrews through the St Andrews World Class Initiative. Secure continued investment in Fife town centres. Continue to develop the Port of Rosyth as a national gateway port. Develop new Forth crossing.				
	Scottish Government required action/commitment to support delivery of local outcome	Determination of the Fife Structure Plan 2006-2026 by September 2008. Strengthen Fife's economic contribution to Edinburgh City region by supporting sea-based cross Forth services with start up funding as appropriate, including the proposed Kirkcaldy - Edinburgh hovercraft. Delivery of the new Forth crossing project including complementary measures such as High Occupancy Vehicle (HOV) priority from Halbeath to the bridge, Park & Ride sites at Halbeath and Rosyth, Rosyth Bypass and new junction on the M90/A90 at Admiralty. Project to be legally committed by 2011. Scottish Government's commitment to recognising and incorporating significant connectivity/transportation enhancements to central Fife including the A92 Redhouse interchange and associated link roads and the Levenmouth Rail link, both sought to be taken forward as outcomes from the 2008 Strategic Transport Projects Review (STPR) evaluation. Conclude negotiations with Cosla regarding the Transfer of the Local Economic Regeneration function from Scottish Enterprise to local authorities, to unlock the transfer of funding and assets. Fife Council estimates that Scottish Enterprise has reduced expenditure in Fife by around £3m since the abolition of Scottish Enterprise Fife, and it is essential to conclude national negotiations regarding the transfer of the Local Economic Development activity to allow Fife Council to fill that gap.				


National Outcome	Local Context
<p>(2) We realise our full economic potential with more and better employment opportunities for our people</p>	<p>Fife's economic future lies in breaking into, integrating with and competing in global markets that are characterised by rapid change and constantly evolving customer expectations. To do this, Fife needs more dynamic businesses of all sizes; a flourishing culture of enterprise; skilled employees; innovation in new and established businesses; and more international partnerships and overseas investments. As well as having fewer new businesses, most Fife companies are small: some 40% of VAT-registered firms have less than £100,000 turnover per year, and some 90% less than £1m.</p> <p>Over the next ten years, we expect to create a further 10,000 jobs in a more balanced Fife economy. We will focus support on key sectors that offer: a) competitive advantage: tourism, financial services, engineering, electronics and call centres; b) potential for growth: recycling, construction, renewable energy, care and retail.</p> <p>Fife's working age population has risen relatively quickly - by 7,000 - in the last ten years. It is projected to continue to grow by 6% over the next 20 years.</p> <p>Employment also rose steadily to 167,000 to December 2006: 76.3% of the working age population, and slightly above the Scottish rate of 75.7%.</p> <p>There are over 40,000 people in Fife without work through a combination of unemployment, caring responsibilities, incapacity or premature retirement. The average unemployment claimant count rate of 3.5% (7,773 people), is above the 2.8% for Scotland. 20% of claimants were out of work for more than one year, compared with 16% for Scotland as a whole. A further 31,460 people of working age are in hidden unemployment, i.e. claiming either Income Support or Incapacity Benefit. Over the last ten years, numbers of Incapacity Benefit claimants have increased in Fife whilst declining for Scotland as a whole. In 2006, Fife had 1,800 young people, (9.2% of 16-19 year olds), identified as not in education, employment or training. Although below the peak of 2,282 in 2002, this remains above the Scottish rate of 8.9%. Fife's More Choices, More Chances Partnership has a target of reducing this figure to 1600 (8.2% by November 2008).</p> <p>Fife Partnership's sees <i>Tackling Worklessness</i> as one of four necessary conditions for leveraging success across all the Community Plan Goals.</p> <p>Fife Partnership's Economic Development Strategy, Fife Economic Forum's Employability Action Plan and the More Choices, More Chances (<i>NEET</i>) Strategy are the key strategic policy and programme for economic growth and tackling worklessness. These aim to deliver Community Plan outcomes of a <i>skilled workforce, effective pathways to employment and land and investment for job growth</i>. A developing Fairer Fife Framework will also give these a focus in line with the 'Fairer Scotland' policy.</p>





National Outcome	Local Outcome	Relevant Indicators	Local ref	Frequency/Type/Source	SOA Baseline	Target	
(2) We realise our full economic potential with more and better employment opportunities for our people	 E1 A dynamic business base and a skilled workforce	Number of VAT registered businesses as a rate per 1000 working age (16-64) population	CPI 61 FSF	Annual, VAT registrations dataset, NOMIS	2.6 (2006)	2.7 (2011)	
		Number of businesses who have opened a new business account with one of the four main Scottish Clearing Banks		Annual, Scottish Clearing Banks	1,341 (2006)	Increase	
		Number of businesses in Fife employing 50 or more staff		Annual, Annual Business Inquiry	454 (2005)	Increase	
		Work-based median gross weekly earnings of full-time employees	FSF	Annual, Annual Survey of Hours and Earnings	£341.80 (2007)	Increase to national median	
	 E2 Success in key sectors of the economy	Total employment (the number of employees plus the self-employed)		Annual, Annual Business Inquiry	172,200 (2006)	Increase	
		The number of new jobs in key sectors		Annual, Annual Business Inquiry	78,764 (2005)	Increase by 10,000 by 2015	
	 3. Improving Local Conditions for Economic Development	Annual number of jobs created through Fife Council supported business development initiatives	CPI 62	Annual, Fife Council, Development Services	239 (2006/07)	300 (2010/11)	
		See also	National Outcome 3				
	Required Actions/commitment by local partners for these outcomes	Continue to develop the company base through the Business Gateway and Scottish Enterprise business development activities. Provide an appropriate business infrastructure e.g. business parks, transport links, incubator accommodation. Build the concept of 'low carbon' into the Fife Economic Development strategy. Build on developments to date, such as Fife in College Support Services and Fife Employability Action Plan. Fife Childcare and Early Years Strategy will work closely with Partner Services to promote Childcare Subsidy, Flexible Access Schemes and Working Tax Credits to support parents into the workforce.					
	Scottish Government required action/commitment to support delivery of local outcome	Work with the Council to develop the case for public sector employment to be based in Fife to take advantage of Fife's lower cost-base and excellent transport links into Edinburgh. Fife's proximity to Edinburgh allows the financial advantages and social benefits of a non-Edinburgh location to be achieved, without disrupting the performance of units that may have staff already based in the capital. Work with Fife to maximise the jobs and training potential of the construction of the new Forth crossing for the people of Fife.					

National Outcome	Local Context
<p>(3) We are better educated, more skilled and more successful, renowned for our research and innovation</p>	<p>Fife's still has significant and successful manufacturing employment base in defence, a growing green sector as well as software and financial services. Innovation is essential to keeping a competitive edge. Knowledge based jobs in research and development linked to local Universities will also provide Fife's jobs of the future.</p> <p>Compared to the rest of Scotland, Fife's working population is generally well qualified to SVQ Level 3, but is less likely to have a level 4 qualification or above. It is above national trends in pupils leaving with level 7 qualifications and on or just below national trends for level 6 qualifications. Fife compares well with the UK as a whole. However, there are fewer higher skilled jobs in Fife than the Scottish average and this has led to lower than average numbers of graduates remaining in Fife (11% compared with 21% in Scotland). We must ensure that our training infrastructure is flexible enough to respond quickly to changing employer needs and also that the workforce itself embraces a culture of lifelong learning.</p> <p>A highly skilled workforce along with high quality business leadership ensures that innovation and commercialisation leads to competitive business advantage. Although Fife is already in line with the Scottish average in terms of the number of knowledge based firms, it is slightly behind in terms of the proportion of employees working in knowledge based industries. Currently, a number of higher value manufacturing companies in Fife are already engaged in research and development. Also, commercial spin-offs emerging from the University of St Andrews based research include Photosynergy, Lumicure and Arborescent and the development of SASOL – a co-located research and development laboratory. However, we need to generate more spin-off companies from the higher education sector in Fife and work is already underway towards supporting local commercialisation pipelines in the University of St Andrews.</p> <p>For innovation to flourish there needs to be a culture of enterprise with high skills, levels but we have a significant gap in the overall skills and learning infrastructure, with the lack of a local higher education provision and research capability particularly in Central Fife. A significant enhancement of higher education capacity would bring educational and economic benefits to both individuals and companies.</p> <p>The Economic Development Strategy <i>Growing Fife's Future</i>, aims to improve skill levels across the sectors, increasing the number of graduates in the economy and with more employment in knowledge industries. This aims to deliver Community Plan outcomes of a <i>knowledge economy with higher inward investment and employment in knowledge industries and with more graduates in the workforce</i>.</p> <p>Fife Community Learning and Development (CLD) Strategy, <i>The Learning Kingdom</i>, delivers a comprehensive, multi faceted adult learning curriculum in local communities and through its learning centre network. Impartial information and guidance helps learners to identify the learning programme best suited to their individual needs and ambitions, whilst learning programmes allow learners to progress towards those ambitions in a supportive environment and at their own pace. Strategic links with Fife Childcare Strategy ensure range of opportunities for families with children to participate in adult learning programmes whilst links with the FE sector ensure that participants can progress their learning in line with their ambition.</p>


National Outcome	Local Outcome	Relevant Indicators	Local ref	Frequency/Type/Source	SOA Baseline	Target
(3) We are better educated, more skilled and more successful, renowned for our research and innovation	 E1 A dynamic business base and a skilled workforce	% of working age population with no qualifications		Annual, Annual Population Survey	10.4% (2006)	Decrease
		Number of people supported through Fife Council Community Based Adult Learning and Literacies programmes		Annual, Fife Council Community Services (Community Learning and Development)	3076 (2006/07)	Maintain (2010/11)
		Targeted learning and employability support to unemployed people and residents in Fife living in the most deprived 15% datazones in Scotland		Annual, Fife Council Community Services	791, 26% (2006/07)	861, 28% (2010/11)
	 E3 A knowledge economy	% of 25-64 year olds in employment holding a degree-level qualification or equivalent		Annual, Annual Population Survey	21.5 (2006)	Increase
		Number of people employed in Knowledge industries (SIC codes 24, 29, 30-34, 353, 355, 64-66, 71-74, 80, 85)		Annual, Annual Business Inquiry	64,426 (2005)	Increase
		The value of research and development (£ thousand) spent by Fife businesses		Annual, ONS/DTI	20,612 (2005)	Increase
	 3. Improving Local Conditions for Economic Development	Number of people placed into jobs through Fife Council employability activities	CPI 70 CPI 71 CPI 72	Annual, Fife Council	548 (2006/07)	635 (2010/11)
	See also	National Outcomes 4 and 8				
	Required Actions/commitment by local partners for these outcomes	Support the continued upskilling of the Fife workforce through formal education, workforce development and adult basic education. Develop work of the Fife Literacies Action Plan in targeted datazones. Maximise the benefits of the research base in Fife's higher and further education institutions.				
	Scottish Government required action/commitment to support delivery of local outcome	Work with Fife to promote uptake of schemes for company research and development e.g. SMART and SPUR Improve evidence base for literacy and numeracy.				


National Outcome	Local Context
<p>(4) Our young people are successful learners, confident individuals, effective contributors and responsible citizens</p>	<p>Attainment levels in the primary sector have risen significantly in recent years, above national trends. All other processes of measuring attainment in primary sector show positive growth and that value is being added overall. Attainment levels in the early stages of secondary sector have risen significantly in recent years, above national trends. Average SQA results for the lowest attaining 20% of S4 pupils has increased over the past three years and is now above the national average. It is anticipated that the gains in the primary and early secondary sector provide evidence of a lagging indicator which will soon result in an upward trend in SQA performance.</p> <p>Ensuring high standards of Learning and Teaching is at the heart of our drive to improve the quality of work in its schools, the Council aims to bring all curriculum and related initiatives together as part of one overall strategy. Within and across Fife, an increased number of schools are undertaking innovative pilots in areas related the introduction of Curriculum for Excellence; and the Council's strategy for the development of this important initiative has been commended by Learning and Teaching Scotland. This strong support for pedagogy is mirrored in the support for inclusion which permeates all of our schools and leads to low levels of exclusion, good perceptions of behaviour and positive attendance patterns. In addition, the breadth of achievement in our schools is also considerable and this is now extending to an impressive performance by schools in gaining awards such as Eco school status and Health Promoting school status.</p> <p>Promoting achievement is a key aim of the service within the vision of "Excellence for All". Pupils enjoy cultural enrichment through festivals in Music, Drama and Dance and through activities such as Macbus and Artbus. Fife schools have also recorded high levels of success in national competitions (rugby, football and athletics). Amongst other things, an achievement website of school and central staff and an awards culture throughout the service has been established.</p> <p>The views and perspectives of young people across Fife are gathered on the children's services plan and service improvement. Some of these strategies are:</p> <ul style="list-style-type: none"> • The 'Big Shout' – a very successful youth participation strategy • Fife Open Voice event - held for pupil council representatives from all Fife secondary schools • Pupil voice is facilitated and encouraged across all Fife schools. • Scottish Youth Parliament links and Dialogue Youth offer pupils the ability to participate in local and Council decision making. • Quizdom, a system piloted for ascertaining the views of young people. This system is attracting wide interest in LTS and across Scotland. • The Road Show - venues throughout Fife are used to speak and discuss educational service vision and policy with parents and carers. • Questionnaires/community website/parent texting systems <p>Fife Partnership's sees <i>Educational Achievement for All</i> as one of four necessary conditions for levering success across all the Community Plan Goals. Key Strategies for delivering this include the Children's Services Plan, the Economic and Community Learning and Development Strategies, Fife Youth Work Policy, and the Education Service Plan.</p> <p>Community Plan Outcomes are <i>supporting early years development, and improving educational attainment and achievement. A developing Fairer Fife Framework will also give these a focus in line with the 'Fairer Scotland' policy.</i></p>


National Outcome	Local Outcome	Relevant Indicators	Local ref	Frequency/Type/Source	SOA Baseline	Target
(4) Our young people are successful learners, confident individuals, effective contributors and responsible citizens	 L2 Raising educational attainment	School score (secondary) in HMle inspections, very good or better, good or better, and adequate or better	CPI 7 CPI 8 CPI 9 FSF	Annual, HMle/Fife Council Education Service	Available 2009	40% of schools are very good or better (2010/11)
		Primary Academic Achievement: 5-14 Performance in Reading	CPI 13 FSF	Annual, Fife Council Education Service	82% (2006/07)	85% (2010/11)
		Primary Academic Achievement: 5-14 Performance in Writing	CPI 14 FSF	Annual, Fife Council Education Service	76% (2006/07)	80% (2010/11)
		Primary Academic Achievement: 5-14 Performance in Mathematics	CPI 15 FSF	Annual, Fife Council Education Service	83% (2006/07)	85% (2010/11)
		Secondary Academic Achievement: 5-14 Performance in Reading	CPI 16 FSF	Annual, Fife Council Education Service	65% (2006/07)	70% (2010/11)




National Outcome	Local Outcome	Relevant Indicators	Local ref	Frequency/Type/Source	SOA Baseline	Target
(4) Our young people are successful learners, confident individuals, effective contributors and responsible citizens	 L2 Raising educational attainment	Secondary Academic Achievement: 5-14 Performance in Writing	CPI 17 FSF	Annual, Fife Council Education Service	55% (2006/07)	60% (2010/11)
		Secondary Academic Achievement: 5-14 Performance in Mathematics	CPI 18 FSF	Annual, Fife Council Education Service	61% (2006/07)	65% (2010/11)
		% attaining 5 plus SCQF level 3 by S4	CPI 19	Annual, SQA	90% (2006/07)	91% (2010/11)
		% attaining 5 plus SCQF level 4 by S4	CPI 20	Annual, SQA	74% (2006/07)	77% (2010/11)
		% attaining 5 plus SCQF level 5 by S4	CPI 21	Annual, SQA	29% (2006/07)	34% (2010/11)
		% attaining 3 plus SCQF 6 or better by S5	CPI 22	Annual, SQA	20% (2006/07)	22% (2010/11)
		% attaining 5 plus SCQF 6 or better by S6	CPI 23	Annual, SQA	18% (2006/07)	21% (2010/11)
		% attaining 1 plus SCQF 7 or better by S6	CPI 24	Annual, SQA	13% (2006/07)	14% (2010/11)
	 L3 Promoting educational achievement	Number of pupils successful in "achievement awards" e.g. Duke of Edinburgh, ASDAN, Princes Trust, Youth Achievement Awards	CPI 25 FSF	Annual, Fife Council Education Service	438 awards (2006/07)	1000 awards (2010/11)
	 H3 Healthier lifestyles <i>(More positive health behaviours in young people)</i>	Teenage pregnancy rate per 1000 girls aged 13-15	FSF	Annual, ISD, NHS Scotland	7.8 per 1000 (2005)	6.8 per 1000 by 2010
	 H2 Healthier environments and community wellbeing <i>(More positive health behaviours in young people)</i>	% young people aged 13 and 15 who drank alcohol in previous week		Quadrennial, Survey, SALSUS	18% age 13, 33% age 15 (2006)	16% by 2010
		% of new users aged under 20 years who reported heroin use		Annual, NHS Scotland, ISD, Drugs Misuse Database	25.3% (2006)	10 yr target of 35% has been met, new targets to be set



National Outcome	Local Outcome	Relevant Indicators	Local ref	Frequency/Type/Source	SOA Baseline	Target
(4) Our young people are successful learners, confident individuals, effective contributors and responsible citizens	<i>More positive health behaviours in young people</i>	Self-harm rate (per 100,000) among 10-24 year olds		Annual, ISD, NHS Scotland	391.96 (2006)	Decrease
	8 1. To Improve Educational Attainment and Achievement for All	Leaver Destinations - Higher education	CPI 32 FSF	Annual, Careers Scotland	28% (2005/06)	30% (2010/11)
		Leaver Destinations - Further education	CPI 33 FSF	Annual, Careers Scotland	32% (2005/06)	34% (2010/11)
		Leaver Destinations - Employment	CPI 34 FSF	Annual, Careers Scotland	20% (2005/06)	21% (2010/11)
		Leaver Destinations - Training	CPI 35 FSF	Annual, Careers Scotland	4% (2005/06)	6% (2010/11)
		Leaver Destinations - Other known	CPI 36 FSF	Annual, Careers Scotland	11% (2005/06)	7% (2010/11)
		Leaver Destinations - Unknown	CPI 37 FSF	Annual, Careers Scotland	2% (2005/06)	2% (2010/11)
		Overall secondary school attendance expressed as % of possible half day attendances per pupil	CPI 26 FSF	Annual, Fife Council Education Service	90% (2006/07)	92% (2010/11)
	See also	National Outcome 8, young people not in education, employment or training				
	Required Actions/commitment by local partners for these outcomes	<p>Children's Services Plan (Smarter) Focus Area - Flexible approaches to education should ensure that all pupils have opportunities to participate in education and have their attainment and achievements recognised. Community safety - develop restorative approaches in schools and partnership initiatives with Police and Community Learning and Development outwith schools. Continue work around Health Promoting Schools and develop Community Use programmes which support the wider educational achievement agenda. Develop Fife's Big Shout programme as a key element of Young People's participation in the wider Community Planning agenda.</p> <p>Implement NHS Fife Child Action Plan 2007/2010</p>				
Scottish Government required action/commitment to support delivery of local outcome	Develop indicators for measuring mental health and wellbeing.					

National Outcomes	Local Context					
<p>(5) Our children have the best start in life and are ready to succeed</p>	<p>GROS projections suggest that Fife will see a reversal in its declining child population. The number of pre-school age children is already increasing. The number of primary aged children is projected to increase from 2011 onwards. However, the number of secondary aged children could continue to fall until 2017 before growth in the younger age groups catches up.</p> <p>Almost a fifth of children under 16 years of age live in a household claiming a key benefit. Low incomes and exclusion are strongly associated with educational underachievement. SIMD06 shows Fife has a relatively large number of datazones, 49, in the most educationally deprived 20% in Scotland, an increase on SIMD04. In the most deprived areas of Fife attendance rates stand at around 85% lagging behind Fife and Scottish rates of 90%. This is linked to higher levels of underachievement.</p> <p>The experiences of children in their early years can also have a significant impact on their health in later life. Positive mental health and wellbeing needs to be created from the start of life as positive attachment impacts on child development. In Fife we are focusing on the issue that families, whatever their make-up, need to be emotionally secure and parents may need support to strengthen their skills in providing this environment and coping with their role as parents. There is increasing concern about childhood obesity with 24% P1 children in Fife overweight or obese in 2006. The Joint Health Improvement Plan is driving action on these across Fife Partnership.</p> <p>Fife Partnership's Managing Fife's Future process identifies <i>Educational Achievement for All</i> as one of four necessary conditions for levering success across all the Community Plan Goals. Key Strategies for delivering this include the Children's Services Plan, the Education Service Plan and the Joint Health Improvement Plan. A developing Fairer Fife Framework will also give these a focus in line with the 'Fairer Scotland' policy.</p>					
	Local Outcome	Relevant Indicators	Local ref	Frequency/Type/Source	SOA Baseline	Target
	 <p>H3 Healthier lifestyles (Better health and wellbeing among mothers, babies and young children)</p>	% children exclusively breastfeeding at 6-8 weeks	FSF	Annual, ISD, NHS Scotland	28.5% (2007)	33.3% by 2010
		% of mothers smoking during pregnancy	FSF	Annual, ISD, NHS Scotland	28% (2005)	Decrease
		% of low birth weight babies	FSF	Annual, ISD, NHS Scotland	5.2% (2006)	Decrease
% of Primary 1 children who are overweight (includes obese and severely obese)			Annual, ISD, NHS Scotland	23.7% (2006/07)	Decrease	
% of P1 children with no obvious signs of tooth decay			National Dental Inspection Programme Scotland	57.6% (2006)	60% of P1 children by 2010	


National Outcome	Local Outcome	Relevant Indicators	Local ref	Frequency/Type/Source	SOA Baseline	Target
(5) Our children have the best start in life and are ready to succeed	 L1 Supporting early years development	School score (nursery) in HMIE inspections, very good or better, good or better, and adequate or better	CPI 1 CPI 2 CPI 3 FSF	Annual, HMIE/Fife Council Education Service	Available 2009	40% of schools are very good or better (2011)
		School score (primary) in HMIE inspections, very good or better, good or better, and adequate or better	CPI 4 CPI 5 CPI 6 FSF	Annual, HMIE/Fife Council Education Service	Available 2009	40% of schools are very good or better (2011)
	8 1. To Improve Educational Attainment and Achievement for All	Percentage of Schools assessed as being in Good condition (Bands A & B)	CPI 38	Annual, Fife Council, Education Service	84% (2006/07)	88% (2010/11)
		Percentage of respondents very or fairly satisfied with schooling (Scottish household survey)	CPI 39	Annual, Scottish Household Survey	91.7% (2006)	93% (2010/11)
		Percentage of Fife Residents who are very or fairly satisfied with schools (Biennial Residents Survey)	CPI 40	Biennial, Residents Survey	92% (2007/08)	93% (2010/11)
	8 5. Targeting Support to Vulnerable People	Percentage of Fife Residents who are very or fairly satisfied with Care for Children (Biennial Residents Survey)	CPI 102	Biennial, Residents Survey	89% (2007/08)	Increase
	See also	National Outcome 8				
	Required Actions/commitment by local partners for these outcomes	Children's Services Plan (Smarter) Focus Area - Wherever possible, children and young people should be supported to remain within their own families and communities in Fife. Continue to improve co-ordination of implementation and monitoring of the Early Years and Childhood section of the JHIP, the Children's Services Plan and the Child Protection Action Plan. Continue to use some of Health Improvement Fund/Fairer Scotland Fund monies to target early years work. Implement NHS Fife Child Action Plan 2007/2010. Achieve agreed completion rates for child healthy weight intervention programme.				
	Scottish Government required action/commitment to support delivery of local outcome	Finalise relevant indicators around mental health and wellbeing in families.				





National Outcomes	Local Context					
<p>(6) We live longer, healthier lives</p>	<p>Health in Fife is improving. Between 1995 and 2004, death rates for the four main causes of death in Fife (cancer, heart disease, cerebrovascular disease and respiratory disease) decreased. Deaths from heart disease fell by 36% and from cerebrovascular disease and respiratory disease by 25%.</p> <p>However, more people are now living with long-term conditions that they may need additional support. Services in Fife are therefore focusing on supporting those people to live longer and healthier lives. They are also focusing on reducing the number of people who develop long-term conditions, such as diabetes, coronary heart disease and mental health problems.</p> <p>However the gap between the health of the least and most deprived communities continues to be a concern. There is a clear link between health and life circumstances. People living in the most disadvantaged life circumstances experience the poorest health. This is reflected in a number of ways, including lower life expectancy and a higher incidence of the long-term conditions. <i>Since 1998, premature death rates among people living in the most disadvantaged life circumstances in Fife have been more than double those of people with the least disadvantaged life circumstances.</i></p> <p>Fife Partnerships Joint Health Improvement Plan is the main policy framework for delivering Community Plan outcomes of reduced health inequalities; healthier environments and community wellbeing; and healthier lifestyles. Implementation of NHS Fife's Local Delivery Plan also contributes to Scottish Government health priorities. Supporting these are various partnership plans such as Fife DAAT's Delivery Plan. A developing Fairer Fife Framework will also give these outcomes a focus in line with the 'Fairer Scotland' policy.</p>					
	Local Outcome	Relevant Indicators	Local ref	Frequency/Type/Source	SOA Baseline	Target
	 <p>H1 Reduced health inequalities <i>(Better health and wellbeing in regeneration areas)</i></p>	<p>all cause mortality under 75 per 100000 in regeneration areas compared to Fife</p>	<p>FSF</p>	<p>Annual, ISD, NHS Scotland</p>	<p>638 (regen), 453 (Fife) (2002-2005)</p>	<p>Reduce</p>
		<p>cancer mortality under 75 per 100000 in regeneration areas compared to Fife</p>	<p>FSF</p>	<p>Annual, ISD, NHS Scotland</p>	<p>188 (regen), 164 (Fife) (2002-2005)</p>	<p>Reduce SMR by 20% between 1995 and 2010</p>
	<p>coronary heart disease mortality under 75 per 100000 in regeneration areas compared to Fife</p>	<p>FSF</p>	<p>Annual, ISD, NHS Scotland</p>	<p>151 (regen), 88 (Fife) (2002-2005)</p>	<p>Reduce SMR by 60% between 1995 and 2010</p>	



National Outcome	Local Outcome	Relevant Indicators	Local ref	Frequency/Type/Source	SOA Baseline	Target
(6) We live longer, healthier lives	 H3 Healthier Lifestyles	Life Expectancy at birth		General Register Office (Scotland)	Males 75.5 years, Females 80.1 years (those born 2004-2006)	No targets set
	NHS Fife	Cumulative number of successful quits (at one month post quit) from smoking cessation services		Annual, NHS Fife	1,148 (2006)	2,056 by December 2008
	 H2 Healthier environments and community wellbeing (<i>Vulnerable people supported in their communities</i>)	Older people receiving intensive care at home as a percentage of older people receiving long-term care at home or in a care home	CPI 101	Annual, Fife Council, Social Work Service	22% (2006/07)	27% (2010/11)
	 H3 Healthier Lifestyles (<i>Increase in the opportunities people have for a healthy lifestyle</i>)	% aged 13 and 15 taking physical activity 5 or more days per week	FSF	Quadrennial, Survey, SALSUS	59% (2006)	10 yr target of 50% met, new targets to be set
		% of young people aged 15 who are regular smokers	FSF	Quadrennial, Survey, SALSUS	16% (2006)	11% by 2010
		% of the population eating at least 5 portions of fresh fruit and vegetables every day	FSF	Biennial from 2010, Fife Health and Lifestyle Survey/Scottish Health Survey	37 % (2001)	10 yr target of 30% met, new targets to be set
		Number of pupils walking/cycling to school		Annual, Fife Council, Transportation Services	2006 Walking 54.6% Cycling 0.7%	2010 Walking 56.8% Cycling 1.25%
		Cycle usage, key monitored routes; In St Andrews In Dunfermline In Kirkcaldy In Glenrothes		Annual, Fife Council, Transportation Services	2006/07 125,753 21,767 14,909 10,605	Increase by 6% by 2011 4% by 2011 4% by 2011 4% by 2011




National Outcome	Local Outcome	Relevant Indicators	Local ref	Frequency/Type/Source	SOA Baseline	Target
(6) We live longer, healthier lives	 H3 Healthier Lifestyles <i>(Fewer people developing long-term conditions)</i>	Hospital admission rates (per 100,000 for coronary heart disease)		Annual, ISD, NHS Scotland	644 (2005)	Decrease
		Hospital admission rates (per 100,000) for respiratory disease	FSF	Annual, ISD, NHS Scotland	1400 (2005)	Decrease
		Cancer registrations (per 100,000)	FSF	Annual, ISD, NHS Scotland	503 (2000-2004)	Decrease
		Proportion of population registered with diabetes (per 100,000)	FSF	SCI-DC, NHS Scotland	4176.8 (2006)	Decrease
	 5. Targeting Support to Vulnerable People	Percentage of Fife Residents who are very or fairly satisfied with Care for Adults (Biennial Residents Survey)	CPI 103	Biennial, Residents Survey	88% (2007/08)	Increase
		Percentage of clients satisfied with Home Care Service	CPI 106	Annual, Fife Council, Social Work	97% (2006/07)	97% (2010/11)
		Hours of visiting support services provided		Annual, Fife Council, Housing Service	3653 hours (2006/07)	5% increase per annum
		Estimated % of population prescribed drugs for anxiety, depression or psychosis	FSF	NHS/ISD/Scottish Neighbourhood Statistics	7.74% (2004)	Decrease
		Alcohol related hospital admissions (rate per 100,000)	FSF	NHS/ISD/Scottish Neighbourhood Statistics	485.25 (2001-2004)	Decrease
		Number of patients delayed over 6 weeks	NOCC	Annual, NHS Fife/Fife Council, Social Work	0/41 (15/04/08)	Maintain at nil
		% of people 65+ receiving personal care at home	NOCC	Annual, NHS Fife/Fife Council, Social Work	9.7% (March 07)	30% by 2008
		Reduction in number of emergency bed days in acute specialties for people 65+, per 100,000 population	NOCC	Annual, NHS Fife	2837.7 (March 05)	2554.0 by 2008
		Reduction in the number of people 65+ admitted as an emergency twice or more to acute specialties, per 100,000 population	NOCC	Annual, NHS Fife	42.2 (March 07)	30.5 (March 2009)
		See also	National Outcomes 5 and 7			

<p>(6) We live longer, healthier lives</p>	<p>Required Actions/commitment by local partners for these outcomes</p>	<p>Implement the Children's Services Plan Healthier Focus Areas: (1) Promote effective preventive interventions and provide access to oral health services; (2) Support programmes that help implement Fife healthy weight strategy, including diet and exercise initiatives; (3) Improve access to, and participation in leisure, cultural and creative activities.</p> <p>Continue to promote opportunities for participation in physical activity, delivered through Sports Development programmes in schools, Community facilities and Sports Centres, in line with the Council's Sports Strategy.</p> <p>Target Health Improvement Fund and Fairer Scotland Funding at the most disadvantaged communities and groups. Continue to assess the impact of regeneration work on people's health and wellbeing. Support volunteering opportunities for specific groups, such as older people and people with mental health issues. Develop community planning partners as Health Improvement Organisations. Promote joint work to share and analyse local information, data collection, trend analysis and forecasting.</p> <p>The H&SCP is committed to, where possible, and within available resources, supporting people within their own homes; this will require earlier identification of people's needs and the development of flexible care packages to support people. Support a shift in people's expectations of services from one of dependence upon them, to supporting and maximising independence, by encouraging acceptable risk taking and personal responsibility. This will require giving people the support to make real choices through individual decision-making, assisted by the development of single shared assessment and personalisation of services; The H&SCP is, through the commissioning strategy for older people's services, considering how best to restructure existing services to equip them to meet increasing demand.</p> <p>Implement NHS Fife Child Action Plan 2007/2010. Provide services to support and reduce the number of people abusing drugs. Achieve agreed reductions in the rates of hospital admissions and bed days of patients with primary diagnosis of COPD, Asthma, Diabetes or CHD. Achieve and maintain all waiting time guarantees. Increase the level of older people with complex care needs receiving care at home. 10% of NHS staff to undertake training on relevant Equality and Diversity legislation.</p>
	<p>Scottish Government required action/commitment to support delivery of local outcome</p>	<p>Continued commitment to tackling alcohol misuse. Finalise outcomes around health improvement and ensure they are consistent across Scottish Government departments. Develop indicators for measuring mental health and wellbeing.</p>

National Outcomes	Local Context					
<p>(7) We have tackled the significant inequalities in Scottish society</p>	<p><i>SIMD 2006 revealed Fife has 61,000 people in the most deprived 20% datazones in Scotland, up 13,000 on 2004.</i></p> <p>This was the largest inflow of datazones into the most deprived bands of any Scottish local authority. Fife has some 46,000 income deprived residents, over a third of whom live in areas of deprivation. However nearly 28,000 live in other parts of Fife. Inequality is both concentrated therefore in areas of industrial decline but is also found throughout Fife, including rural areas, because of people's race, gender, disability or life stage, or the problems they face such as isolation, low pay, job loss (including seasonality), poor health, homelessness or discrimination. <i>Inequality can hasten death with people in Kirkland and Mountfleurie, Levenmouth six times more likely to die before 65 years than is the case in Dalgety Bay.</i></p> <p>Nevertheless effective interventions have led to successes in reversing the fortunes for communities and individuals. For many of the 40,000 working age people out of the workforce, overcoming barriers to work can be an achievable route out of poverty and attention is now focusing on helping at least a third of Incapacity Benefit claimants (7,400) realise opportunities for employment.</p> <p>Fife has made social inclusion one of the three overarching goals of its Community Plan. Applying leverage for an 'Inclusive Fife' through action on employability, attainment and connectivity are central to community planning strategy. It is a thread running through all the themes and is now the subject of the Fairer Fife Strategic Framework. This closely relates to the 'Fairer Scotland' policy of the Scottish Government.</p> <p>Fife Community Learning and Development (CLD) Strategy provides additional support to disadvantaged communities by prioritising youth work, literacies, adult learning and community capacity building resources according to SIMD 2006 rankings.</p>					
	Local Outcome	Relevant Indicators	Local ref	Frequency/Type/Source	SOA Baseline	Target
	 <p>H1 Reduced health inequalities (<i>Reduction in the gap in health between different communities in Fife</i>)</p>	<p>All cause mortality under 65 per 100000 population in 20% most deprived areas compared to 20% least deprived areas in Fife</p>	<p>FSF</p>	<p>Annual, ISD, NHS Scotland</p>	<p>349 (most deprived), 129.6 (least deprived) (2005)</p>	<p>Decrease in 20% most deprived areas</p>
		<p>% of mothers smoking in pregnancy in 20% most deprived areas compared to 20% least deprived areas in Fife</p>	<p>FSF</p>	<p>Annual, ISD, NHS Scotland</p>	<p>46.8% (most deprived), 7.7% (least deprived) (2002-2004)</p>	<p>Decrease in 20% most deprived areas</p>
<p>% of low-birth weight babies in 20% most deprived areas compared to 20% least deprived areas in Fife</p>		<p>FSF</p>	<p>Annual, ISD, NHS Scotland</p>	<p>7.8 (most deprived), 2.7 (least deprived) (2006)</p>	<p>Decrease in 20% most deprived areas</p>	




National Outcome	Local Outcome	Relevant Indicators	Local ref	Frequency/Type/Source	SOA Baseline	Target	
(7) We have tackled the significant inequalities in Scottish society	 H2 Healthier environments and community wellbeing	Annual number of units provided through Government subsidy for affordable housing development	CPI 108	Annual, Fife Council, Housing Service	255 (2006/07)	300	
		Annual number of affordable housing units delivered by private sector via Fife affordable housing policy	CPI 109	Annual, Fife Council, Housing Service	0	100	
	 E4 Pathways to employment	Job Seekers Allowance, Incapacity Benefit or Severe Disablement Allowance and Income Support claimants as a proportion of the working age population	FSF	Quarterly, Department of Work and Pensions, Scottish Neighbourhood Statistics	17.5% (2006)	Decrease	
		Proportion of working age population (16-64 years) who are in employment	FSF	Annual, NOMIS	76.3 (2006)	Increase	
		Number of individuals supported through outreach and engagement activities		Annual, Fife Council Community Services (Community Learning and Development)	279 (2006/07)	400 (2009/10)	
	 6. Increasing Access to Housing	Percentage of homeless people provided with settled accommodation		Annual, Fife Council, Housing Service	24% (2006/07)	30% by 2009	
		Number of council housing sales completed during year	CPI 114	Annual, Fife Council, Housing Service	632 (2006/07)	283 (2010/11)	
	 8. To be a Top Performing Council	Percentage of the highest paid earners among council employees, that are women : Top 2% (SPI)	CPI 142	Annual, Fife Council, Performance & Organisational Support	32.8% (2006/07)	Keep under review	
		Percentage of council buildings accessible to disabled people (SPI)	CPI 144	Annual, Fife Council Asset and Facilities Management Service	18.2 (2006/07)	Increase	
	See also	National Outcomes 6, 8, 10 and 11					
	Required Actions/commitment by local partners for these outcomes	Target work at Fife's most disadvantaged communities and ensure funding for work with most disadvantaged communities is not time limited. Continue to assess the impact of regeneration work on people's health and wellbeing. Implement Fife Employability Action Plan and Community Learning and Development Strategy. Implement NHS Fife Child Action Plan 2007/2010.					
	Scottish Government required action/commitment to support delivery of local outcome	Help to share good practice in tackling inequalities, recognise and promote excellence, and strengthen local support mechanisms. Consider qualitative evidence in evaluation of Fairer Scotland fund initiatives					

National Outcomes	Local Context					
<p>(8) We have improved the life chances for children, young people and families at risk</p>	<p>At 9 per 1000 (0-17 years) Fife has fewer children 'looked after' than the Scottish average of 12.6. However from 2000 to 2007, Fife has experienced greater rates of increase, (up 67% to 720), in the number of looked after children than Scotland as a whole (up 20%). Children become looked after because their family circumstances are so difficult or dangerous that they need high levels of care, support and protection. They have usually experienced extreme levels of disadvantage compared with other children. Fife aims to look after children in nurturing, safe, secure environments and is increasing the proportion of looked after children cared for in family rather than residential settings.</p> <p>There are other factors that can put children and families at risk including drugs and alcohol, homelessness, poor mental or physical health, abuse and debt. Poverty is more often than not a common denominator in reducing the life chances of young people and families.</p> <p>In October 2005, the Social Work Service increased front-line resources for child protection by deploying staff into 8 locality based child assessment teams whose prime responsibility is the assessment of need and risk and response to child protection referrals. Since then the numbers on the Child Protection Register have grown from 120 at that time to 202 in March 2007 reflecting improved identification of risk.</p> <p>Changes in Homeless legislation will redefine need and is estimated will lead to a 73% increase in the number of homelessness applications by 2012.</p> <p>Fife Children's Services Plan is the main policy for delivering better life chances for children in Fife with, together with related policies in the Local Housing Strategy, Fife DAAT's Delivery Plan and the Joint Health Improvement Plan. The developing Fairer Fife Framework will also give these a focus in line with the 'Fairer Scotland' policy.</p>					
	Local Outcome	Relevant Indicators		Frequency/Type/Source	SOA Baseline	Target
	 <p>E4 Pathways to employment</p>	<p>% of 16-19 year olds not in education, employment or training</p>	<p>CPI 63 FSF</p>	<p>Annual, Careers Scotland/DWP</p>	<p>9.2% (2006/07)</p>	<p>8.2% (Nov 2008)</p>
	 <p>L2 Raising educational attainment</p>	<p>% of young people ceasing to be looked after, attaining at least SCQF level 3 in English and Maths</p>	<p>CPI 27 FSF</p>	<p>Annual, SQA</p>	<p>33.3% (2006/07)</p>	<p>50% (2010/11)</p>


National Outcome	Local Outcome	Relevant Indicators	Local ref	Frequency/Type/Source	SOA Baseline	Target
(8) We have improved the life chances for children, young people and families at risk	 H2 Healthier environments and community wellbeing <i>(More vulnerable children and young people are supported in their communities)</i>	Number of looked after children per 1000 of 0-17 population		Annual, Fife Council, Social Work Service	5.9 (Fife), 9.8 (Scotland) (2001)	Keep under review
		Percentage of looked after children in community placements	CPI 100	Annual, Fife Council, Social Work Service	87% (2006/07)	90% (2010/11)
		Children in households in receipt of Income Support	FSF	Annual, DWP, NOMIS	6,080 (2006)	Decrease
		Children in households in receipt of Job Seekers Allowance	FSF	Annual, DWP, NOMIS	540 (2006)	Decrease
	 S3 Less abuse of women and children	Reporting of domestic abuse incidents to the police		Annual, Fife Constabulary, Family Protection Unit	3,135 (2006/07)	Increase in reporting until confidence levels reached in community
		Number of requests for support (excluding Police) in relation to domestic abuse and sexual violence		Annual, Fife Domestic and Sexual Abuse Partnership	Data awaited	Increase in reporting until confidence levels reached in community
	 6. Increasing Access to Housing	Increase percentage of priority need decisions		Annual, Fife Council, Housing Service	Data awaited	65% March 2009, 100% 2012
		Average time (Weeks) between presentation and completion of duty for cases assessed as homeless or potentially homeless (SPI)	CPI 111	Annual, Fife Council, Housing Service	16.69 (2006/07)	12 (2010/11)
		Balance of allocation: housing list and homelessness	CPI 112 CPI 113	Annual, Fife Council, Housing Service	75%/25% (2006/07)	50%/50% (2010/11)
	See also	National Outcomes 7 and 9				

(8) We have improved the life chances for children, young people and families at risk	Required Actions/commitment by local partners for these outcomes	<p>Implement More Choices, More Chances Action Plan and 16+ Learning Choices Action Plan.</p> <p>Children's Services Plan (Wealthier and Fairer) Focus Area: Ensure vulnerable young people are identified and supported. (Safer and Stronger) Focus Area - Safeguard children and young people to ensure they are safe from neglect and harm.</p> <p>Commitment by all partners to the actions included within the community safety strategy 2008-11(draft) - Less Abuse of Women & Children: (1) Promote joint approaches to sexual and domestic abuse (2) Provide practical & emotional support for survivors (3) Promote joint approaches to child protection (4) Promote joint approaches to sex offender management.</p> <p>Continue to target some Health Improvement Fund and Fairer Scotland Fund on family support and parenting skills work. Jointly with Fife Child Protection Committee develop and implement a multi agency protocol for children affected by parental substance misuse. Greater prioritisation of homelessness allocations to meet the 2012 deadline.</p> <p>Develop a strategy to increase the proportion of looked after children living within a family setting. We will also look to reduce the number of children accommodated outwith Fife. This will include completing the efficiency review of the fostering service and increasing the number of foster homes catering for 2 or more children. We will also look to establish a third tier foster care service for more challenging children. Work will also be undertaken on expanding family support services including expanding the scope of family group conferencing to include '12s and under'. Also tendering for the supply of intensive support services and providing home care services to families.</p> <p>All local partners to prioritise the issue of violence against women; support the work of the Fife Domestic and Sexual Abuse Partnership in promoting the delivery of provision, prevention, protection and participation for those with experience of abuse & violence.</p> <p>Implement NHS Fife Child Action Plan 2007/2010.</p>
	Scottish Government required action/commitment to support delivery of local outcome	<p>Continue to prioritise the issue of violence against women - working with local multi-agency partnerships and organisations to address the impact on women, children and young people. A range of departments within the Scottish Government to support the aims of the Violence Against Women Team. Develop a clear strategy on the broader issues of violence against women (in contrast to existing strategies focussing on domestic abuse) making the links between various forms of gender based abuse.</p> <p>Allowing homelessness duty to be discharged in private rented housing.</p>

National Outcomes	Local Context
<p>(9) We live our lives safe from crime, disorder and danger</p>	<p>Fifers are generally becoming less concerned about crime. In 2006, 37% of respondents said they were very or fairly worried that they may be a victim of crime compared with 56% in 2003. Some crime trends reflect this. For example, recorded housebreakings have fallen by 77% since 2000. In contrast, anti-social behaviour reports are up 56%.</p> <p>Antisocial behaviour and some types of crime affect deprived communities much more than other communities in Fife. For example, the 10% most deprived areas in Fife account for 25% of residential vandalism, 26% of domestic housebreaking, 23% of noise nuisance reports and 24% of violent crime. Fife has the highest rate of reported criminal damage in Scotland and the trend is rising. Drug and alcohol offences are also major problems.</p> <p>Violent crime accounts for only 1.4% of all crime in Fife. However, there is strong evidence from NHS admissions that as few as 30% of violent incidents in Fife are reported as a crime. Sexual crime remains fairly stable at about 500 cases per year. As is the case elsewhere, Fife is seeing an increase in the number of offenders being added to the sex offender database due to legislative changes.</p> <p>Refuge capacity for survivors of domestic abuse is increasingly under pressure as a diminishing supply of affordable housing means families have to stay longer in refuges. Following the introduction of joint reporting, the number of reported racial incidents in Fife increased from 173 in 2000/2001 to 394 in 2003/2004 following the introduction of joint reporting. This figure has since declined to 293 incidents in 2006/2007.</p> <p>The numbers of people killed or injured on the roads has decreased markedly. This is particularly the case for children, among whom the number of deaths and serious injuries has halved since 2000. However, drink driving continues to rise, as well as the number of young or novice drivers killed or seriously injured on Fife's roads.</p> <p>Making Fife's Communities Safer is one of five community planning themes. It will be delivered via Fife Community Safety Strategy and related Strategies for Children's Services, Criminal Justice, the Policing Plan, and Fife DAAT's Corporate Plan. These strategies are responsible for delivering a range of outcomes, including less crime and fear of crime, less anti-social behaviour, less abuse of women and children, and fewer injuries and deaths in homes and on the roads. The developing Fairer Fife Framework will also give these a focus in line with the 'Fairer Scotland' policy.</p>

National Outcome	Local Outcome	Relevant Indicators	Local ref	Frequency/Type/Source	SOA Baseline	Target
(9) We live our lives safe from crime, disorder and danger	 S1 Less crime and fear of crime	% of people fairly or very worried that they may be a victim of crime	CPI 88 FSF	Triennial, Making Fife Safer Survey	37% (2006)	34% 2010
		Recorded housebreakings per 10,000 households		Annual, Fife Constabulary	70 (2005/06)	65 per 10,000 by 2010
		% of violent crimes (Group 1) cleared up		Annual, Fife Constabulary	86% (2007)	Increase
		% of all crimes (Groups 1 - 5) cleared up	CPI 86	Annual, Fife Constabulary	52 (2007)	Increase
	 S2 Less antisocial and nuisance behaviour	Number of vandalism/malicious mischief recorded	FSF	Annual, Fife Constabulary	10,110 (ave 2004-2007)	Decrease
		Number of breach of the peace, urinating/ defecating, petty assault		Annual, Fife Constabulary	11,079 (ave 2004-2007)	Decrease
		Number of drinking in public places offences		Annual, Fife Constabulary	807 (2004-2007)	Decrease
		Number of referrals on offence grounds, failure to attend school, misuse of alcohol and drugs		Annual, Scottish Childrens Reporter Administration	2,492 (2005/06)	Decrease
	 S4 Fewer injuries and losses of life in home and on the roads	Number of people killed or seriously injured as a result of a road accident	CPI 83 FSF	Annual, Fife Council Transportation	186 (2007)	Less than 160 by 2010
		Number of children killed or seriously injured as a result of a road accident	CPI 84 FSF	Annual, Fife Council Transportation	26 (2007)	Less than 22 by 2010
		Fire incidents resulting in casualties (including fatalities) per 10,000 population	CPI 85 FSF	Annual, Fife Fire and Rescue Service	1.4 (2006/07)	0.96 per 10,000 (2010)
		Number of Accidental dwelling fires per 10,000 population (SPI)	CPI 87	Annual, Fife Fire and Rescue Service	7 (2006/07)	6.36 (2010/11)
		Accident admission rates for adults per 1,000 population	FSF	Annual, NHS Scotland, ISD	8.4 (age 15-64), 22.6 (age 65+) (2004)	Decrease
		Accident admission rates for children per 1,000 population	FSF	Annual, NHS Scotland, ISD	13.8 (0-14) (2004)	11 per 1,000 by 2010


National Outcome	Local Outcome	Relevant Indicators	Local ref	Frequency/Type/Source	SOA Baseline	Target
(9) We live our lives safe from crime, disorder and danger	8 Improving Community Safety	Total number of non-domestic noise complaints received during the year (SPI)	CPI 79	Annual, Fife Council, Environmental Services	355 (2006/07)	350 (2010/11)
		Percentage of respondents who feel noisy neighbours are common in their area (Fear of Crime Survey)	CPI 89 FSF	Triennial, Making Fife Safer Survey	26% (2006/07)	Keep under review
	8 Targeting Support to Vulnerable People	The number of new supervision requirements made during the year (SPI)	CPI 97	Annual, Fife Council, Social Work Service	103 (2006/07)	100 (2010/11)
	See also	National Outcome 8				
	Required Actions/commitment by local partners for these outcomes	Children's Services Plan (Safe and Stronger) Focus Areas : (1) Promote joint initiatives that tackle the effects of anti-social behaviour on children/young people; (2) Support the promotion of safety, including accidents in the home and on the road; (3) Work towards environments that are free from bullying and discrimination. Commitment by all partners to the actions included within the community safety strategy 2008-11(draft) - Less Crime & Fear of Crime: (1) Make homes more secure (2) Promote a joint approach to hate crime (3) Provide practical & emotional support to victims (4) Promote personal safety (5) Promote safer travel (6) Deal with violent behaviour; Less Antisocial & Nuisance Behaviour: (1) Make neighbourhoods safer through the antisocial behaviour strategy (2) Promote joint approaches to youth diversion (3) Promote joint approaches to drug & alcohol misuse; Fewer Injuries/Loss of Life in Homes/on Roads: (1) Make roads safer (2) Make homes safer (by reducing accidents and house fires), Commitment by all partners to participate fully in the community safety strategy group, management group, task groups & area coordinating groups. Commitment to ongoing liaison and involvement with relevant 'associated partnerships e.g. Fife DAAT, FDASAP, CPC & F&FV CJA, Commitment by all partners towards the production of a partnership strategic assessment to inform community safety priorities. Achieve and maintain all waiting time guarantees for all patients attending Accident & Emergency.				
	Scottish Government required action/commitment to support delivery of local outcome	Develop and publish updated national strategies on alcohol and drugs along with national outcomes. Implement key recommendations from the report of the StockTake of Alcohol and Drug Action Teams (June 2007) and in particular provide DAATs with clear guidance on the remit, composition, structure and status of DAATs; performance and accountability requirements and sufficient resources to meet the increasing expectations of the Scottish Government. Progress and Implement the national antisocial behaviour review. Support the development of safer travel strategies encompassing road safety, safety on public transport and safer streets. Promote a renewed commitment to the promotion of safety in the home, including improved data collection on accidents in the home. Consider with COSLA most effective ways of distributing proceeds of crime monies to bring best benefit to communities.				


National Outcomes	Local Context					
<p>(10) We live in well-designed, sustainable places where we are able to access the amenities and services we need</p>	<p>The latest (2007) Fife Residents Survey recorded relatively high levels, 90%, satisfaction with where people live. This is comparable with the Scottish Household Survey results. Health services, crime, good schools, jobs, cost of living, clean and well lit streets and affordable decent housing are most important to how people rate their area. The largest gap between respondents' expectations and their satisfaction was Job Prospects, Activities/facilities for Teenagers, and Affordable Decent Housing.</p> <p>The last 2004 Housing Needs and Affordability assessment identified a need for 4,958 new units of affordable housing, since when population growth has grown and is projected to increase further. Fife social landlords will need to invest £423m to bring all stock up to the minimum Scottish Housing Quality Standard by 2015 and service some 3,400 priority homeless cases by 2012 arising from new legislative on homelessness. Population growth will create both demand and upward pressure on house prices, and exacerbate affordability problems.</p> <p>Access to services varies across Fife with a large number of datazones, 82, in rural areas and urban peripheries featuring in the 20% most (geographical) access deprived datazones in SIMD06. 5 are in the most deprived 5%. Remoteness impacts on all aspects of wellbeing, making it more difficult to service people's needs and for them to realise their aspirations and grasp opportunities. Social isolation and low self-esteem in otherwise apparently well off communities can also discourage service take up. These issues of access, both perceived and practical, are why 'Keeping Fife Connected' is one of Fife Partnership's four necessary conditions for leveraging success across all the Community Plan Goals.</p> <p>NHS Fife met national waiting times as at December 2007 and is now moving towards the national 18 week guarantee by 2011.</p> <p>The Community Plan aims to deliver outcomes that will create healthier and better quality environments where people have better access to jobs, affordable homes and services. Key strategies include the Joint Health Improvement Plan, Fife Local Housing Strategy and the Customer Contact Strategy. As part of Fife's Future of Leisure plans, provision for swimming and indoor activities will fall temporarily whilst major facilities in Dunfermline, Glenrothes and Kirkcaldy are refurbished or replaced. The developing Fairer Fife Framework will also give these a focus in line with the 'Fairer Scotland' policy, supported with the proofing and development actions of Fife Rural Partnership.</p>					
	Local Outcome	Relevant Indicators	Local ref	Frequency/Type/Source	SOA Baseline	Target
	 <p>H2 Healthier environments and community wellbeing</p>	Residents satisfaction with local area (Scottish Household Survey)	FSF	Annual, Scottish Household Survey	90.8% (2006)	5% improvement by 2010
	% of council-owned houses meeting Scottish Housing Quality Standard	CPI 107	Annual, Fife Council, Housing Service	6.38% (2006/07)	58.89% by 2015	





National Outcome	Local Outcome	Relevant Indicators	Local ref	Frequency/Type/Source	SOA Baseline	Target
(10) We live in well-designed, sustainable places where we are able to access the amenities and services we need	8 2. To be the Leading Green Council in Scotland	Customer satisfaction with parks, open spaces and countryside (Biennial Residents Survey)	CPI 56	Biennial, Residents Survey	89% (2006/07)	Increase
		Percentage of Customers rating Countryside, Beaches & Coastline as Excellent / V.Good / Good (Community Services Customer Survey)	CPI 58	Annual, Fife Council, Community Services	86% (2006/07)	90% (2010/11)
	8 3. Improving Local Conditions for Economic Development	Percentage of visitors surveyed in Fife's Key town centres who rated them as Fair or Very Good (Town Centre Survey)	CPI 74	Annual, Fife Council, Development Services	82% (2006/07)	82% (2010/11)
		Percentage of Fife Residents who are satisfied with shopping facilities (Biennial Residents Survey)	CPI 75	Biennial, Residents Survey	81% (2007/08)	82% (2010/11)
	8 6. Increasing Access to Housing	Total annual rent loss due to voids as a percentage of total amount of rent due in the year (SPI)	CPI 115	Annual, Fife Council, Housing Service	2.39% (2006/07)	2% (2010/11)
	8 7. To Improve Sport, Leisure and Cultural Opportunities	Percentage of Fife Residents who are satisfied with Cultural Facilities (Biennial Residents Survey)	CPI 126	Biennial, Residents Survey	75% (2007/08)	85% (2010/11)
		Percentage of Fife Residents who are satisfied with Sports and Leisure Facilities (Biennial Residents Survey)	CPI 127	Biennial, Residents Survey	83% (2007/08)	90% (2010/11)
		Percentage of Customers rating Sports Centres, Swimming Pools & Sports Development as Excellent/ V.Good/ Good (Community Services Survey)	CPI 128	Annual, Fife Council, Community Services	75% (2006/07)	85% (2010/11)

National Outcome	Local Outcome	Relevant Indicators	Local ref	Frequency/Type/Source	SOA Baseline	Target
(10) We live in well-designed, sustainable places where we are able to access the amenities and services we need	8 7. To Improve Sport, Leisure and Cultural Opportunities	Percentage of Customers rating Municipal Golf Courses as Excellent/ V.Good/ Good (Community Services Customer Survey)	CPI 129	Annual, Fife Council, Community Services	94% (2006/07)	95% (2010/11)
		Percentage of Customers rating Theatres & Arts Development as Excellent/ V.Good/ Good (Community Services Customer Survey)	CPI 130	Annual, Fife Council, Community Services	95% (2006/07)	97% (2010/11)
		Percentage of Customers rating Museums as Excellent/ V.Good/ Good (Community Services Customer Survey)	CPI 131	Annual, Fife Council, Community Services	90% (2006/07)	90% (2010/11)
		Percentage of Customers rating Libraries as Excellent/ V.Good/ Good (Community Services Customer Survey)	CPI 132	Annual, Fife Council, Community Services	88% (2006/07)	90% (2010/11)
		Number of attendances per 1000 population for pools (SPI)	CPI 119	Annual, Fife Council, Community Services	3271 (2006/07)	2899 (2010/11)
		Number of attendances per 1000 population for other indoor sports and leisure facilities, excluding pools in a combined complex (SPI)	CPI 120	Annual, Fife Council, Community Services	4131 (2006/07)	3780 (2010/11)
		Number of Visits to/usages of Museums per 1000 population (SPI)	CPI 121	Annual, Fife Council, Community Services	735 (2006/07)	825 (2010/11)
		Number of Library visits per 1000 population (SPI)	CPI 123	Annual, Fife Council, Community Services	4888 (2006/07)	4898 (2010/11)
		Number of Theatre attendances per 1000 population	CPI 125	Annual, Fife Council, Community Services	468 (2006/07)	490 (2010/11)

National Outcome	Local Outcome	Relevant Indicators	Local ref	Frequency/Type/Source	SOA Baseline	Target
(10) We live in well-designed, sustainable places where we are able to access the amenities and services we need	NHS Fife	% of GP practices meeting requirements for Directly Enhanced Services		Annual, NHS Fife	Data awaited	100% of practices throughout 2008/09
		Number of patients waiting longer than 6 weeks for any 1 of the 8 diagnostic tests		Annual, NHS Fife	259 (October 2007)	0 (31 March 2009)
		% of patients attending A&E waiting no more than 4 hrs		Annual, NHS Fife	96% (Sept 2007)	98%
		Number of patients waiting longer than 15 weeks for inpatient/day case treatment		Annual, NHS Fife	643 (April 2008)	0 (31 March 2009)
		Number of patients waiting longer than 15 weeks from GP referral to 1 st outpatient appointment		Annual, NHS Fife	733 (April 2008)	0 (31 March 2009)
	See also	National Outcomes 6, 7, 8, 11 and 15				
Required Actions/commitment by local partners for these outcomes	Local support for the 10-year Housing Investment Partnership. Rural proofing and scrutiny of deprivation indices and concurrent strategies and plans. Identify new methods of service delivery that make economic and social sense. Pilot access gateways. Support and lobby agencies working in rural communities to consider the benefits of joint development of systems that would include assessment, service planning, and monitoring and the sharing of outreach and mobile facilities. Support income maximisation schemes benefit/pension checks, and gateway newsletter. The H&SCP is committed to improving access to services through: 1) Concerted action to ensure the partnership can meet the targets of no-one delayed unnecessarily in a hospital bed for more than 6 weeks and no-one delayed at all in a short stay hospital bed; 2) Streamlining access to services through closer integration and partnership-working with health, council, voluntary and private services; 3) Providing clear and accessible information to enable people to access the right service at the right time 4) Improving the use of single shared assessment. Ensure that anyone contacting their GP surgery has guaranteed access to a GP, Nurse, or other Health Care Professional within 48 hours. Achieve and maintain all waiting time guarantees.					
Scottish Government required action/commitment to support delivery of local outcome	Provision of policy and guidance support to strategic authorities in aligning housing and planning functions particularly for the delivery of affordable housing.					




National Outcomes	Local Context					
<p>(11) We have strong, resilient and supportive communities where people take responsibility for their own actions and how they affect others</p>	<p>Fife Partnership values and includes the voluntary sector as an equal partner in Community Planning, with CVS Fife represented on the Partnership. Voluntary organisations play a major role in community life as providers of services and advocates on issues of importance to groups and communities. They are supported and encouraged with significant contracting and grant aid. Many of the most challenging policy areas such as community regeneration, patient support, home care and employability benefit enormously from an active voluntary and community sector wherein those who need to benefit have the power to define service or local needs and are influential players or direct providers of the solution. Fife has a long established and growing social enterprise sector providing training and local economic development. More recently, community based development trusts in rural Fife are acquiring or gaining rights to buy assets for the regeneration of their communities for social, environmental and economic ends using Holyrood's recent Land Reform legislation. In terms of taking a pride in Fife, the Take a Pride in Glenrothes model has proved successful to date and is an excellent vehicle for local people to take on greater responsibilities for their own actions and the local environment.</p> <p>Fife Council has signed up to the Scottish Voluntary Sector 'Compact'. An intended outcome of the Community Plan is community wellbeing resting on amongst other deliverables on greater participation in community activity. The Fife Community Learning and Development (CLD) Strategy is a key policy driver as is the work of Fife Rural Partnership. The CLD Strategy is currently being refreshed to provide a clearer focus on community capacity building which will improve participation in community planning and local democratic processes, improve the capacity of community organisations to access resources, manage and deliver services and improve communities' capacity to address issues of community safety including anti-social behaviour and fear of crime. FRAE Fife race equality partnership has a role to build the capacity of ethnic minority communities to participate in local democratic and community planning structures and processes. The developing Fairer Fife Framework will also give these a focus in line with the 'Fairer Scotland' policy.</p>					
	Local Outcome	Relevant Indicators	Local ref	Frequency/Type/Source	SOA Baseline	Target
	 H2 Healthier environments and community wellbeing	% involved in volunteer activity	FSF	Annual/Biennial, Scottish Household Survey	22.6% (2005/06)	Increase
		% of residents agreeing that they can influence decisions affecting their local area	FSF	Biennial, Residents Survey	51.3% (2007)	Increase
	See also	National Outcomes 10 and 15				
Required Actions/commitment by local partners for these outcomes	Fife Rural Partnership will support rural community volunteering and start –up including engagement, capacity building, skills and ability and access to funding to fulfil aspirations five new rural groups supported in East and two in the West. Increase assets into community ownership. All partners will continue to raise the standard of community engagement by using the National Standards of Community Engagement within their organisations.					
Scottish Government required action/commitment to support delivery of local outcome	Provide leadership at National level to encourage and promote community empowerment and to foster a strategic approach amongst local authorities and other public bodies to support change in communities. Develop a national support programme for community empowerment including support for skills development within the community and public bodies, for evaluating the impact of empowerment and to help networking across Scotland to make sure people learn from each other about what is working.					


National Outcome	Local Context					
<p>(12) We value and enjoy our built and natural environment and protect it and enhance it for future generations</p>	<p>Fife is comprised mainly of open countryside, and the built up area accounts for 11% of total land surface. The situation in Fife reflects the overall Scottish trend which is one of increasing urbanisation with 1,403 hectares of agricultural land given over to roads, housing or industry in 2002–2003 (a 140% increase since 1989–1990).</p> <p>Fife is host to a diverse range of species and habitats. Fife’s coastland and wetlands are important sites for migrating wildfowl and breeding seabird populations. While some indicator species in Fife, such as redshanks, appear to be declining, others, like corn buntings, are maintaining constant population levels. The environmental problems and threats affecting biodiversity in Fife include; fragmentation of habitats due to development pressures; non native invasive species; climate change; agricultural practices; and land and freshwater pollution (including nutrient enrichment).</p> <p>Derelict and vacant land contribute to the degeneration of urban areas. The area of derelict and vacant land in Fife has fluctuated between 1999 to 2007. Overall, the area of derelict land has changed little from 772ha to 757ha between 1999 and 2007. However, the number of derelict sites has increased from 96 to 159 from 1999 to 2006. The area of vacant land has decreased more significantly, from 203 ha to 114 ha between 1999 and 2006. The number of vacant sites also decreased from 80 to 68 in the same time period. Awareness and education of environmental issues is seen as key to success for Fife. There is good publicity and awareness of environmental projects being undertaken in Fife and Eco schools participation is growing annually.</p> <p>The Community Plan theme of Sustaining and Improving Our Environment seeks outcomes that will deliver better local environments and a sustainable heritage; and better water, air and land quality, for example, automatic air quality monitoring programmes are in operation in Cupar, Dunfermline and Rosyth. The local policy frameworks to achieve these are the TAPIF Environmental Strategy supported by the Structure Plan, Local Transport Strategy and Fife Area Waste Plan, along with the work of Fife Rural Partnership supporting communities to realise environmental aspirations. The developing Fairer Fife Framework will also give these a focus in line with the ‘Fairer Scotland’ policy.</p>					
	Local Outcome	Relevant Indicators	Local ref	Frequency/Type/Source	SOA Baseline	Target
	 G2 Better local environments and a sustainable natural heritage	% of Fife schools attaining Ecoschool Green Flag status		Annual, Fife Council Education Service	28% (2008)	Increase
		LEAMS score (67 indicates an acceptable level of cleanliness for streets/pavements)	CPI 50	Annual, Fife Council Environmental Services	71 (2006/07)	75% (2010/11)
		Area of council owned or controlled land managed for biodiversity		Annual, Fife Council, Community Services	2,800 Ha	Increase by 14 Ha per annum
Hectares of local nature reserve sites per 1000 population			Annual, Fife Council, Community Services	4.57	Maintain/ Increase	




National Outcome	Local Outcome	Relevant Indicators	Local ref	Frequency/Type/Source	SOA Baseline	Target
(12) We value and enjoy our built and natural environment and protect it and enhance it for future generations	 G2 Better local environments and a sustainable natural heritage	Number of community owned and community managed rural green spaces		Annual, Registers of Scotland (RCIL)	2	Increase
	 G5 Better water, air and land quality	% of all bathing water beaches sampled meeting water quality standards		Annual, SEPA	100% identified beaches, 94% sampled beaches (2006)	100% identified beaches, maintain above 75% sampled beaches
		Air quality		Annual, SEPA	Objectives met and comply with national standards	Objectives continue to be met and comply
		% of river length with excellent or good quality rating		Annual, SEPA	48% (2004)	80% by 2010
	 8 2. To be the Leading Green Council in Scotland	Total area (Ha) of Urban Vacant land and Derelict Land	CPI 51	Annual, Fife Council, Development Services	853 (2006/07)	Keep under review
		Percentage of Urban Vacant land and Derelict Land brought back into use	CPI 52	Annual, Fife Council, Development Services	4.1% (2006/07)	4.5% (2010/11)
	 8 3. Improving Local Conditions for Economic Development	The percentage of all planning applications dealt with within 2 months (SPI)	CPI 60	Annual, Fife Council, Development Services	49.5% (2006/07)	70% (2010/11)
		Retail vacancy rate for key town centres : Kirkcaldy	CPI 66	Annual, Fife Council, Development Services	14% (2006/07)	10% (2010/11)
		Retail vacancy rate for key town centres : Dunfermline	CPI 67	Annual, Fife Council, Development Services	9% (2006/07)	8% (2010/11)
		Retail vacancy rate for key town centres : Glenrothes	CPI 68	Annual, Fife Council, Development Services	16% (2006/07)	10% (2010/11)
Retail vacancy rate for key town centres : St Andrews		CPI 69	Annual, Fife Council, Development Services	7% (2006/07)	6% (2010/11)	
See also	National Outcomes 10, 14 and 15					

(12) We value and enjoy our built and natural environment and protect it and enhance it for future generations	Required Actions/commitment by local partners for these outcomes	<p>Continued commitment to partnership working through the TAPIF Partnership. Increased participation in Ecoschools by all TAPIF partners. Adoption and implementation of the Fife Biodiversity Action Plan by all TAPIF partners to include focussed, measurable and aspirational targets.</p> <p>Children's Services Plan (greener) Focus Area : Develop and support green spaces across Fife to ensure quality accessible play opportunities for all children.</p> <p>Develop Greenspace strategy and the Core Path Plan and implement action which develops our green spaces and ensures the effective management of our extensive network of Core Paths.</p> <p>Recognition that graffiti is primarily an environmental issue, rather than a community safety matter. Support good stewardship of rural land.</p> <p>Support communities to promote and manage their natural heritage.</p>
	Scottish Government required action/commitment to support delivery of local outcome	<p>Work with Fife Council and SEPA to progress the assessment of Cupar as an Air Quality Management Area, and assist with the implementation of a subsequent Air Quality Action Plan.</p>

National Outcomes	Local Context
<p>(13) We take pride in a strong, fair and inclusive national identity</p>	<p>Fife is almost a microcosm of Scotland with diverse local communities. Many have a strong sense of identity expressed and celebrated through community based cultural events, activities and festivals, supported with a variable stock of social capital. There are also relatively small but equally important communities of ethnicity or language (the 2001 Census recorded 1,198 Gaelic speakers, or 0.3% of the population, amongst the lowest of Scottish Councils and down from 0.5 in 1991).</p> <p>Historic traditions interweave with contemporary cultural life to make for rich and dynamic associations. Many people take pride in being a Fifer. Past and current migration, reinforced by the ease of international travel and internet communication, leads many Fifers, old and new, to value their local community, and their membership of a global village. Others, perhaps for family connections or personal history, will value what is important to them such as, their ethnic, religious, Fife, Scottish, British, European or other national identities.</p> <p>New research into migrant workers to Fife has found that apart from better incomes, the main reason for coming to live and work in Fife/Scotland is because family and friends are already here. More than 40% plan to stay indefinitely. However one in four report suffering verbal abuse and 5% physical abuse because of their ethnic background or nationality. This reinforces the importance of effective policies and campaigns to show that we value diversity and do not tolerate discrimination such as the award winning 'A Mixed Fife, a Richer Life' public awareness campaign, and the recent award winning, young people and cultural services led creative projects in memory of Anne Frank to promote tolerance of diversity and awareness of the dangers of prejudice and racism, for schools and families and the wider community.</p> <p>Through the Fife Cultural Pathfinder, cultural services and organisations are working together with community planning partners to respond to recommendations made by over 3000 members of the public on the future of culture in Fife. The creation of a new cultural consortium that recognises the importance of pride in and celebration of identity will drive forward a new cultural strategy for the area. This will bring community and cultural planning together to increase wellbeing by promoting and widening access to cultural opportunities and expression of identity for all, by developing creative capacity and talent and widening access to cultural participation and inclusion of under-represented groups.</p> <p>The Community Plan recognises the importance of regional, national and international ties. Fife Council's External Relations Strategy provides the policy driver with its aim 'To promote the interests of Fife Council and the people of Fife by encouraging an outward looking approach as an aid to quality service provision'. The Council is currently revising its Equality and Diversity Strategy. The developing Fairer Fife Framework will also give these a focus in line with the 'Fairer Scotland' policy.</p>

National Outcomes	Local Outcome	Relevant Indicators	Local ref	Frequency/Type/Source	SOA Baseline	Target
(13) We take pride in a strong, fair and inclusive national identity	 E2 Success in key sectors in the economy	Tourism expenditure (£000s)		Annual, STEAM	£217,674 (2005)	
		Number of visitor days (000s)		Annual, STEAM	5,861 (2005)	
	 S1 Less crime and fear of crime	Number of hate incidents reported		Annual, Fife Community Safety Partnership	available from April 2009	Increase reporting until confidence levels reached
	 7. To Improve Sport, Leisure and Cultural Opportunities	% of Fife residents satisfied with cultural facilities		Biennial, Fife Council, Community Services	75% (2006/07)	90% (2010/11)
	See also	National Outcomes 7, 9 and 11				
	Required Actions/commitment by local partners for these outcomes	Commitment by all partners to the actions included within the Community Safety Strategy 2008-11(draft) - Less Crime & Fear of Crime: (2) Promoting a joint approach to hate crime. We are encouraging more work on Scots culture as a part of Curriculum for Excellence. Commitment by all cultural and community planning partners to the actions identified through consultation and included within the new Cultural Strategy for Fife.				
	Scottish Government required action/commitment to support delivery of local outcome	Greater use of analytical information regarding the migrant population. Support the development of joint approaches to hate crime, including support for research into levels of victimisation.				

National Outcomes	Local Context					
<p>(14) We reduce the local and global environmental impact of our consumption and production</p>	<p>Resource use in Fife is currently unsustainable. Fife's Ecofootprint of 5.35 global hectares per person is far above the world average of 2.2, and the estimated budget for sustainable living of 1.8 global hectares per person. Currently, natural resources available in Fife include; minerals, timber, potential for biofuel and non-food crop development, and water reserves. Man made resources in Fife include; waste, fossil fuel-based and renewable energy sources, green jobs and businesses, and tourism.</p> <p>Waste going to landfill is decreasing, and the proportion of waste recycled is increasing. However, Fife households produce on average 11% more waste than the average Scottish household.</p> <p>The main source of energy in Fife in 2003 was natural gas, followed by petroleum products. The energy produced from renewables and waste in 2003 was equivalent to 900 tonnes of oil (or approximately 3000 tonnes of Co2e) Environmental problems associated with minerals, waste and energy generation include; emissions to air from decomposing waste and burning of fossil fuels, discharge of landfill leachate to groundwater from landfills and mines, and impacts on land use from landfilling and mining. A positive impact of waste is that it can be used as an energy source or for the benefit of agriculture.</p> <p>The Community Plan theme of Sustaining and Improving Our Environment seeks outcomes to deliver less waste, more sustainable transportation, and lower CO2 emissions from energy use. The local policy framework to achieve these are the TAPIF Environmental Strategy supported by the Structure Plan, Local Transport Strategy and Fife Area Waste Plan. The developing Fairer Fife Framework will also give these a focus in line with the 'Fairer Scotland' policy. Fife Council, St. Andrews University and NHS Fife are all undertaking the Carbon Trust's Carbon Management Programme and there will be increasing opportunities to share best practice. There is as yet no overall plan or strategy to tackle climate change/carbon reduction at a Fife-wide level.</p> <p>Fife Partnership's Managing Fife's Future process identifies 'Conserving Energy and Resources' as one of four necessary conditions for levering success across all the Community Plan Goals.</p> <p>Fife has an extensive shoreline (179Km.) and our Shoreline Management Plan highlights areas which are potentially vulnerable to coast erosion and inundation by the sea. This sets the focus for our Shoreline Management Policy. Fife also has a flood prevention / alleviation programme targeted to protect communities most susceptible to potential flooding and we report biennially to Scottish Government on these issues.</p>					
	Local Outcome	Relevant Indicators	Local ref	Frequency/Type/Source	SOA Baseline	Target
	 G1 Less waste	% of total waste disposed via landfill		Annual, Fife Council, Environmental Services	67.5% (2005/06)	Increase
		Biodegradable municipal waste (tonnes) sent to landfill		Annual, Fife Council, Environmental Services	107,318 (2006/07)	94,500 20(09/10) 89,436 (2010/11)
% of waste recycled and composted		CPI 41 CPI 42	Annual, Fife Council, Environmental Services	32.5% (2005/06)	47% (2010/11)	

National Outcomes	Local Outcome	Relevant Indicators	Local ref	Frequency/Type/Source	SOA Baseline	Target
(14) We reduce the local and global environmental impact of our consumption and production	 G3 More sustainable transportation	Use of the school bus		Annual, Fife Council Transportation, Hands Up Travel Tally	4% primary, 48% secondary (Nov 2006)	Increase
		Number of inter-zonal public transport (Bus/Train) trips, originating in Fife, on an average weekday	CPI 49	Annual, Fife Council, Transportation	9543 (2006/07)	10535 (2010/11)
		% of journeys to Edinburgh Airport by bus/coach		Annual, Fife Council, Transportation	19% (2004)	Increase
		% of journeys made by rail		Annual, Fife Council, Transportation	1.38 (2004)	Increase
		% travel to work by rail		Annual, Fife Council, Transportation	2.1% (2004)	Increase
		Fife carbon footprint for travel (tonnes CO ₂ e)		Biennial (5yr time lag), WWF Scotland	950,362 (2001)	Decrease
	 G4 Lower CO ₂ emissions from energy use	Fife carbon footprint for domestic energy use (tonnes CO ₂ e)		Biennial (5yr time lag), WWF Scotland	1,316,970 (2001)	Decrease
	NHS Fife	Total energy consumption in NHS Fife Buildings		Annual, NHS Fife	Data awaited	Contribute to 2% reduction per annum
	 2. To be the Leading Green Council in Scotland	Total energy consumption in Fife Council Buildings in Kwh	CPI 43	Annual, Fife Council, Asset & Facilities Management Service	246.9m Kwh (2006/07)	219.4m Kwh (2010/11)
		Total Fife Council energy consumption - Carbon emissions (Tonnes)	CPI 44	Annual, Fife Council, Environmental Services	67423 (2006/07)	59689 (2010/11)
		Customer satisfaction with waste collection and recycling (Biennial Residents Survey)	CPI 55	Biennial, Residents Survey	68% (2007/08)	75% (2010/11)
		Total Council fleet fuel consumption - Carbon emissions (tonnes)	CPI 48	Annual, Fife Council, Environmental Services	12704 (2006/07)	11247 (2010/11)

National Outcomes	Local Outcome	Relevant Indicators	Local ref	Frequency/Type/Source	SOA Baseline	Target
(14) We reduce the local and global environmental impact of our consumption and production	8 2. To be the Leading Green Council in Scotland	Total business mileage claimed by Fife Council employees - Carbon emissions (Tonnes - Excl. fleet)	CPI 46	Annual, Fife Council, Environmental Services	3368 (2006/07)	2982 (2010/11)
	See also	National Outcome 12				
	Required Actions/commitment by local partners for these outcomes	<p>Children's Services Plan (Greener) Focus Areas: (1) School travel plans and core path plans developed in partnership to take account of local need; (2) Encourage sustainable use of resources. Commitment by all partners to the actions included within the community safety strategy 2008-11(draft) - less crime & Fear of crime: (5) promoting safer travel; fewer Injuries/loss of life in homes/on roads: (1) making roads safer.</p> <p>Commitment to produce a Climate Change Adaptation Strategy by March 2009. Review / update and report biennially on flood alleviation issues Review / update the Shoreline Management Plan</p> <p>Continued commitment to partnership working through the TAPIF Partnership: - All partners to adopt and move towards a zero waste strategy - All partners to work together to reduce Fife's carbon footprint by (a) reducing their own individual carbon footprint (b) working together to reduce the Fife public sector carbon footprint and (c) investigating the added value of a Fife-wide carbon reduction strategy</p> <p>NHS Fife and Fife Council to work closely to deliver Travel Planning for all major hospital sites.</p>				
	Scottish Government required action/commitment to support delivery of local outcome	<p>Help to develop new mechanisms for addressing climate change, for example, grant funding for infrastructure. Help local authorities in work aimed at encouraging people to adopt low carbon behaviours. Adoption of carbon accounting standards for all public sector organisations. Ensure the principles of life cycle costing are embedded in government financial systems at all levels. Ensure all public sector procurement is based on sustainable procurement principles.</p>				


National Outcomes	Local Context					
<p>(15) Our public services are high quality, continually improving, efficient and responsive to local people's needs</p>	<p>Fife is the third largest Scottish local authority with 360,000 citizens. Public and voluntary sector services provide a foundation for the well-being and quality of life of everyone living and working in Fife. Public agencies spend over £1.68 billion every year or over £4,700 per person. The voluntary sector also attracts additional funding into the region. If we are to achieve our aspirations for Fife and provide high quality and cost effective services, we have to ensure that all these resources are used effectively.</p> <p>Fife Partnership sets out in its Community Plan that wherever possible, public agencies will co-operate to ensure that their activities, resources and systems fit together in the best possible way in order to meet people's expectations. The latest Fife Residents Survey found 80% of respondents were fairly or very satisfied with the Council's performance.</p> <p>Fife has a natural advantage of co-terminous boundaries for the Council, Police, NHS Fife and CVS Fife. Partnership working makes good use of this combining both critical mass with shared knowledge and responsibilities and joint services. Examples include communications and customer contact (FifeLife newspaper), data sharing, joint recruitment and skills development, KnowFife knowledge infrastructure and products, Fife Peoples Panel and a number of strategic and operational partnerships in health and social care, community safety, employability and many others.</p> <p>Fife Partnership reviews progress in achieving its goals through scenario planning, milestones, thematic partnership reporting, and a periodic State of Fife Report. Fife Council has adopted EFQM, best value reviews, and processes of continuous improvement and 'collective challenge' to drive through efficiency gains and modernisation, all intended to deliver the 'Top Performing Council'. A Best Value Audit is planned for 2008.</p>					
	Local Outcome	Relevant Indicators	Local ref	Frequency/Type/Source	SOA Baseline	Target
	<p>8 8. To be a Top Performing Council</p>	<p>Percentage of residents who are satisfied overall with Council services (Biennial Residents Survey Results)</p>	<p>CPI 145</p>	<p>Biennial, Residents Survey</p>	<p>80% (2007/08)</p>	<p>Maintain/ Increase (2010/11)</p>
		<p>Percentage of Council Tax collected in-year (SPI)</p>	<p>CPI 151</p>	<p>Annual, Fife Council, Finance and Procurement</p>	<p>94.3% (2006/07)</p>	<p>95% (2010/11)</p>
<p>Total number of days lost through long term sickness absence as a percentage of total working days available for all employees on a rolling year basis.</p>		<p>CPI 140</p>	<p>Annual, Fife Council, Performance & Organisational Support</p>	<p>3.6% (2006/07)</p>	<p>3.3% (2010/11)</p>	

National Outcomes	Local Outcome	Relevant Indicators	Local ref	Frequency/Type/Source	SOA Baseline	Target	
(15) Our public services are high quality, continually improving, efficient and responsive to local people's needs	8 8. To be a Top Performing Council	Average number of working days per employee lost through sickness absence for : Teachers (SPI)	CPI 138	Annual, Fife Council, Performance & Organisational Support	7.89 (2006/07)	= > 5% reduction (2010/11)	
		Average number of working days per employee lost through sickness absence for : All Other Employees (SPI)	CPI 139	Annual, Fife Council, Performance & Organisational Support	11.93 (2006/07)	= > 5% reduction (2010/11)	
		Number of formal Council complaints	CPI 146	Annual, Fife Council Contact Centre	3835 (2006/07)	N/A	
		Percentage of customers satisfied with Contact Centre handling	CPI 147	Annual, Fife Council Contact Centre	91% (2006/07)	95% (2010/11)	
		Overall Percentage of incoming calls answered (Contact Centre)	CPI 148	Annual, Fife Council Contact Centre	83% (2006/07)	94% (2010/11)	
		Number of visits to Fife Direct website per 1000 population	CPI 149		1221 (2006/07)	1822 (2010/11)	
		% of residents feeling that the Council provides good opportunities to express views about local services that affect them		Biennial, Residents Survey	55.3%	Increase	
	NHS Fife	Sickness absence rate for NHS Fife		Annual, NHS Fife	5.7% (October 2007)	4% (March 2009)	
		Improvement in the quality of healthcare experience		NHS Fife	Data awaited	Targets awaited	
	See also	National Outcomes 10 and 11					
	Required Actions/commitment by local partners for these outcomes	The Council through its budget process will contribute to the overall efficiency target currently set at 2%					
	Scottish Government required action/commitment to support delivery of local outcome	Maintain the policy of allowing the Council to retain its efficiency savings. Review and rationalise requirements for statistical returns from local government with a view to building on best practice, reducing unnecessary data returns and improving capacity to use local data for better local management information and decision making.					

Performance Management


Performance management of the SOA is based on the performance reporting frameworks of the Community Plan, Council Plan and individual organisations performance reporting.

Community Plan Performance Reporting

A revised Community Plan Milestones Report, including baseline data, measurable indicators and targets is currently being finalised and will provide the basis for the ongoing monitoring and evaluation. All indicators for outcomes labelled  will be included in this report.

The lead partner for each outcome theme will be responsible for regular reporting on progress to the Fife Partnership. Roles and responsibilities of each of the partners are set out in detail within the key strategies of the Community Planning Partners and Partnerships. Reporting to the Fife Partnership on progress against each of the themes is undertaken on an 18 month cycle including an overview report on progress towards delivering the Community Plan and review of the Fife Scenarios.

Fife Council Plan

A revised performance framework has been agreed by the Council and all indicators for results labelled  are included in this framework. The framework includes annual reports on the delivery of the Council Plan, individual services Annual Review Reports and specialist reports on finance, workforce and customers.

Individual partners have similar arrangements and further integration of these frameworks will be explored over the course of this year.

Public Reporting

The Fife Partnership will review the progress being made within each outcome theme through regular reports from lead partners and partnerships. These reports are available through the FifeDirect website.

We shall also report annually on our progress in delivering the community plan outcomes through the State of Fife Report. Partners will also report on their contribution to the delivery of the plan through their own annual reports.

Partnerships will also carry out regular performance management reviews using self assessment tools based on the European Foundation for Quality Management (EFQM) model.